YIYI MESH BELT

PRODUCTION & QUALITY CONTROL

SELF-STACKING BELT

Manufacturing processes
and project inspection

PROVEN · STABLE · VERIFIED

Manufacturing and project control

Ningjin Yiyi Mesh Belt Co., Ltd.

A manufacturer of metal conveyor belts and related conveyor components based in Ningjin, Shandong, China.

Manufacturing experience since 1998.
Current company established in 2008.

Core belt forming, assembly, welding and inspection are managed in-house. Selected surface treatments and supporting components use external suppliers.

YIYI MESH BELT manufacturing site

Approval and inspection sequence

Stage	Control point
01 Drawing approval	Confirm dimensions, materials and equipment interfaces.
02 Trial production	Inspect the first article before mass production.
03 Matching verification	Confirm stacking engagement and approved drum geometry.
04 Mass production	Check formed components, assembly and weld condition.
05 Final inspection	Inspect the finished belt before shipment.
06 Packing and records	Confirm packing requirements and retain order records.

Project drawings define the final configuration and inspection requirements.

Stainless steel wire drawing

In-house wire preparation

Dedicated wire-drawing equipment supports the preparation of stainless steel wire for belt manufacture.

Project requirement

Confirm the material grade and wire diameter against the approved specification.

Round-bar drawing

In-house rod preparation

Round-bar drawing is part of YIYI MESH BELT's material preparation capability.

Project requirement

Rod material and diameter are selected for the belt design and approved drawing.

Material inspection equipment

Alloy composition screening



Tensile testing equipment

Hardness testing equipment

Confirm the applicable test method, acceptance criteria and required material records for each project.

Wire and rod diameter checks

Wire diameter measurement

Rod diameter measurement

Check wire and rod diameters against the approved specification. Agree dimensions and tolerances in mm / in for the project.

Spiral wire forming

Spiral forming equipment

Production workshop

Wire is formed into spiral elements. Confirm the mesh geometry and wire dimensions before batch production.

Spiral forming inspection

Formed spiral measurement

Spiral geometry check

Trial pieces are checked against the approved geometry before continuing production.

Stacking plate angle inspection



Stacking plate angle measurement

Plate geometry check

Check the stacking plate angle against the approved geometry to support the specified layer engagement.

Belt assembly and straightening

Formed components

Rod-and-spiral assembly

Assembled belt

Assemble the spiral elements, rods and stacking structure according to the approved drawing.

Trial production and first-article inspection



Customized orders undergo trial production and first-article inspection before mass production. Use approved drawings for acceptance dimensions and tolerances.

Layer stacking and engagement verification



Layer engagement detail

Stacked belt arrangement

Check engagement between adjacent belt layers before mass production. Stacking geometry follows the approved equipment and belt design.

Drum geometry verification

Drum geometry arrangement

Geometry measurement

For applicable projects, verify approved drum geometry before mass production. Confirm belt width and stacking geometry together.

Surface condition inspection

Belt surface detail



Finished belt surface



Surface detail

Inspect surface condition against the selected material and finish. Where treatment is specified, re-inspection follows treatment; selected treatments use external suppliers.

Edge finish inspection

Edge construction detail

Finished edge detail

Edge connection detail

Inspect the selected edge construction for connection condition, consistency and burrs against the agreed requirements.

Finished belt dimensional inspection

Check finished belt dimensions against the approved specification. Measurement photographs show project examples, not universal belt dimensions.

Protective packing and order identification

Protected belt

Packing and identification

Prepared shipment

Confirm belt protection, supplied accessories and packing requirements against the order before shipment.

Wooden-case packing

Packed shipment

Wooden-case protection

Packing follows the agreed transport route and destination requirements. Wooden-case fabrication uses external suppliers.

Project records and repeat-order support

Record	Purpose for the buyer
Approved drawing and revision	Maintain the agreed specification for manufacture and reorders.
Material and production records	Support order traceability and review of manufacturing history.
Inspection records and photographs	Review recorded checks against the agreed requirements.
Customer confirmations	Retain technical decisions and approved changes.

Agree the inspection documents you need before production.

For replacement projects, include existing belt details, equipment geometry and operating conditions.

YIYI MESH BELT

PROVEN · STABLE · VERIFIED

Metal Conveyor Belt Manufacturer

for OEMs & Professional Distributors

Email: info@yiyimeshbelt.com

Phone / WhatsApp: +86 134 5177 3742

Website: www.yiyimeshbelt.com
www.yiyimeshbelts.com

Company: Ningjin Yiyi Mesh Belt Co., Ltd.

Send Your Drawing for Production Review

- Belt dimensions (mm / in)
- Equipment / drum geometry
- Material and operating conditions
- Stacking / inspection requirements
- Existing belt photos / sample

Request an Engineering Review